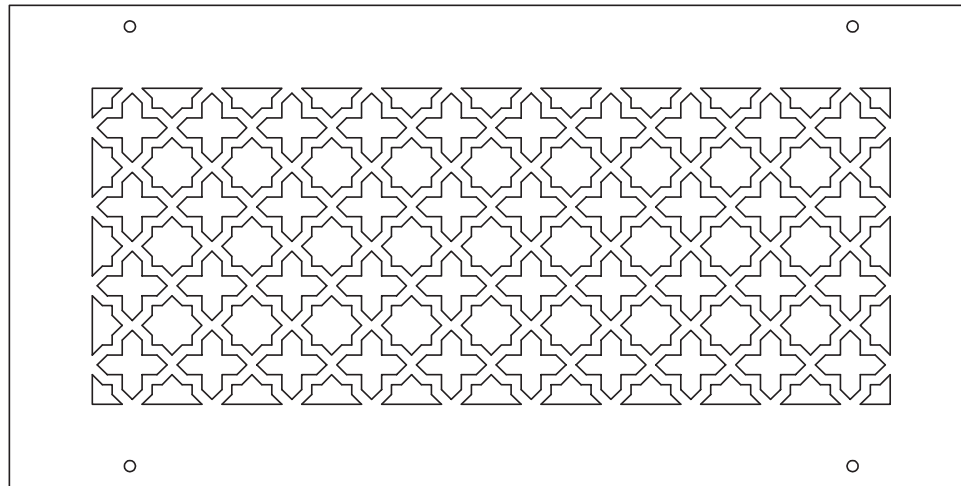

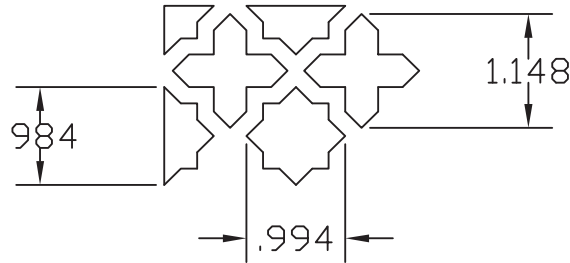


## PATTERN DETAIL MEASUREMENTS

NOTE: measurements are approximate and will vary with register size.



## VICTORIAN DESIGN AIR FLOW / PERFORMANCE DATA

	250	500	750	1000	1500
Velocity					
Static Pressure	0.015	0.03	0.046	0.061	0.093
SIZE	CUBIC FEET PER MINUTE (CFM)				
6x6 (.25ft <sup>2</sup> )	40	80	120	160	235
8x8 (.44ft <sup>2</sup> )	70	140	210	280	425
10x10 (.69ft <sup>2</sup> )	110	220	330	440	660
12x12 (1.0ft <sup>2</sup> )	160	320	475	635	955
14x14 (1.36ft <sup>2</sup> )	216	431	647	862	1294
8x6 (.33ft <sup>2</sup> )	53	106	158	211	317
10x6 (.42ft <sup>2</sup> )	66	132	198	264	396
12x6 (.5ft <sup>2</sup> )	79	158	238	317	475
14x6 (.58ft <sup>2</sup> )	92	185	277	370	554
16x6 (.67ft <sup>2</sup> )	106	211	317	422	634
18x6 (.75ft <sup>2</sup> )	119	238	356	475	713
20x6 (.83ft <sup>2</sup> )	132	264	396	528	792
10x8 (.56ft <sup>2</sup> )	88	176	264	352	528
12x8 (.67ft <sup>2</sup> )	106	211	317	422	634
14x8 (.78ft <sup>2</sup> )	123	246	370	493	739
8x4 (.22ft <sup>2</sup> )	35	70	106	141	211
10x4 (.28ft <sup>2</sup> )	44	88	132	176	264
12x4 (.33ft <sup>2</sup> )	53	106	158	211	317



MATERIAL: 11 GAUGE STEEL  
 ABOVE DIMENSIONS ARE IN INCHES  
 FINISH: TO BE DETERMINED  
 OVERALL OPENNESS, VICTORIAN PATTERN, 63%  
 PROJECT:

SCALE	NONE
DRAWN	DL
DATE	10-18-06
Q.A.	
COMMENTS	

## VICTORIAN DESIGN

THIS INFORMATION CONTAINED IN THIS DRAWING IS THE SOLE PROPERTY OF STEELCREST CORPORATION. ANY REPRODUCTION IN PART OR AS A WHOLE WITHOUT WRITTEN PERMISSION OF STEELCREST CORPORATION IS PROHIBITED

Victorian ~ Submittal Sample