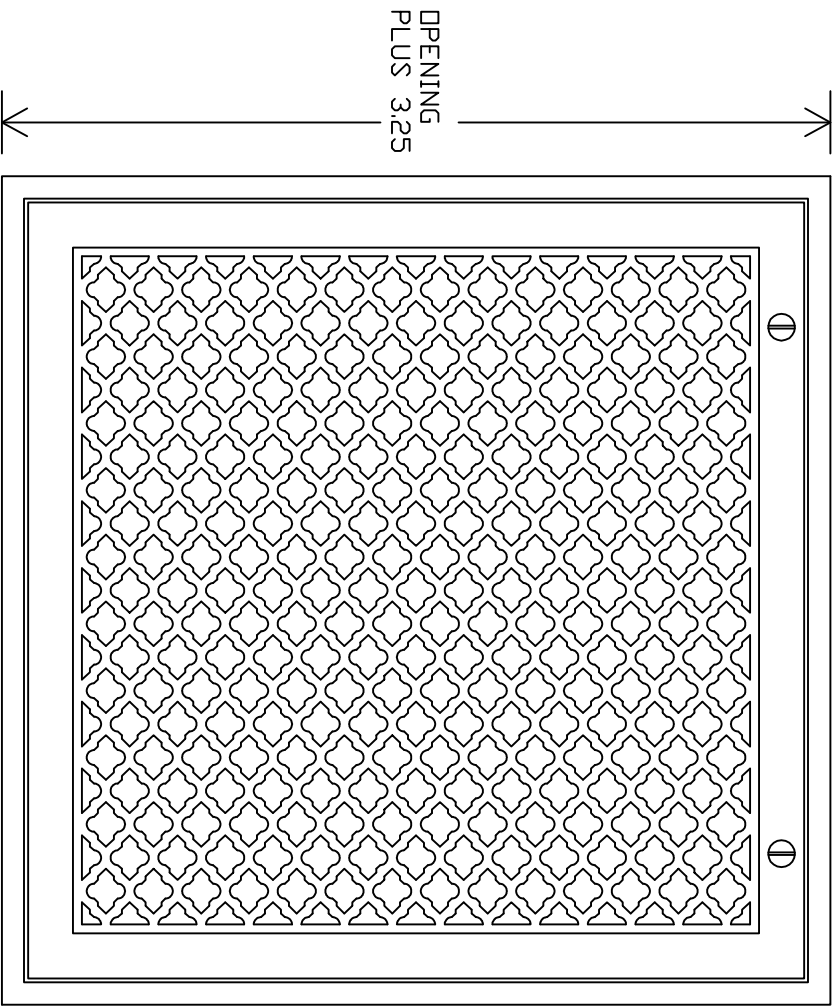
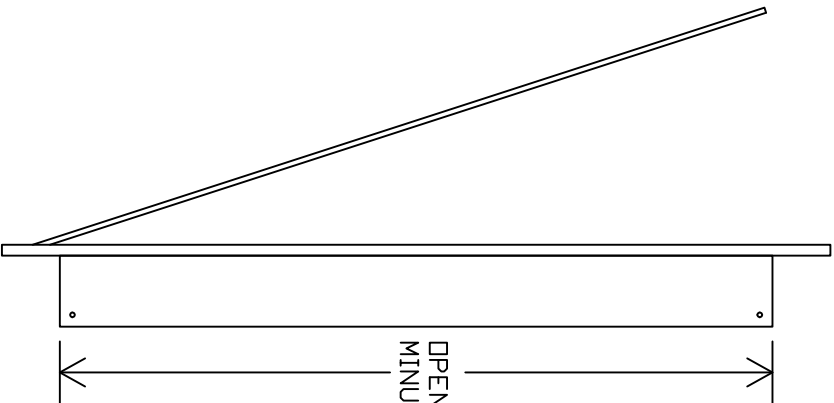



OPENING PLUS 3.25



2



1-INCH FILTER CAPACITY



MATERIAL: 18 GAUGE STEEL
 ABOVE DIMENSIONS ARE IN INCHES
 FINISH: TO BE DETERMINED
 OVERALL OPENNESS, ROUGHLY 65%
 PROJECT:

PROJECT:

SCALE	NONE
DRAWN	DL
DATE	11-14-06
Q.A.	
COMMENTS	

TYPICAL RETURN-AIR FILTER FRAME

THIS INFORMATION CONTAINED IN THIS DRAWING IS THE SOLE PROPERTY OF STEELCREST CORPORATION. ANY REPRODUCTION IN PART OR AS A WHOLE WITHOUT WRITTEN PERMISSION OF STEELCREST CORPORATION IS PROHIBITED