

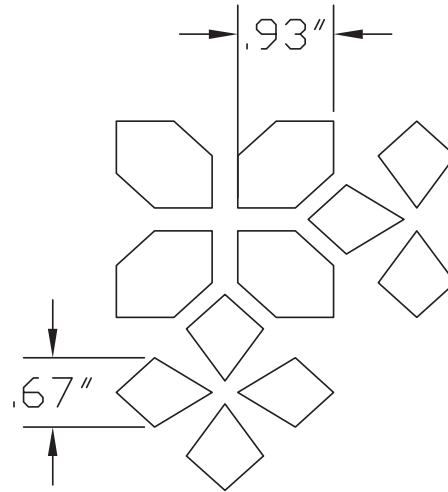


## PATTERN DETAIL MEASUREMENTS

NOTE: measurements are approximate and will vary with register size.



## NAVAJO DESIGN AIR FLOW / PERFORMANCE DATA

	250	500	750	1000	1500
Velocity					
Static Pressure	0.017	0.034	0.052	0.069	0.104
SIZE	CUBIC FEET PER MINUTE (CFM)				
6x6 (.25ft <sup>2</sup> )	35	75	105	142	215
8x8 (.44ft <sup>2</sup> )	65	125	190	255	380
10x10 (.69ft <sup>2</sup> )	98	200	295	395	595
12x12 (1.0ft <sup>2</sup> )	140	285	430	570	855
14x14 (1.36ft <sup>2</sup> )	192	392	578	774	1166
8x6 (.33ft <sup>2</sup> )	47	96	142	190	286
10x6 (.42ft <sup>2</sup> )	59	120	177	237	357
12x6 (.5ft <sup>2</sup> )	71	144	212	284	428
14x6 (.58ft <sup>2</sup> )	82	168	248	332	500
16x6 (.67ft <sup>2</sup> )	94	192	283	379	571
18x6 (.75ft <sup>2</sup> )	106	216	319	427	643
20x6 (.83ft <sup>2</sup> )	118	240	354	474	714
10x8 (.56ft <sup>2</sup> )	78	160	236	316	476
12x8 (.67ft <sup>2</sup> )	94	192	283	379	571
14x8 (.78ft <sup>2</sup> )	110	224	330	442	667
8x4 (.22ft <sup>2</sup> )	31	64	94	126	190
10x4 (.28ft <sup>2</sup> )	39	80	118	158	238
12x4 (.33ft <sup>2</sup> )	47	96	142	190	286



MATERIAL: 11 GAUGE STEEL  
 ABOVE DIMENSIONS ARE IN INCHES  
 FINISH: TO BE DETERMINED  
 OVERALL OPENNESS, NAVAJO PATTERN, 58%

PROJECT:

SCALE	NONE
DRAWN	DL
DATE	10-18-06
Q.A.	
COMMENTS	

## NAVAJO DESIGN

THIS INFORMATION CONTAINED IN THIS DRAWING IS THE SOLE PROPERTY OF STEELCREST CORPORATION. ANY REPRODUCTION IN PART OR AS A WHOLE WITHOUT WRITTEN PERMISSION OF STEELCREST CORPORATION IS PROHIBITED

Navajo ~ Submittal Sample